



SG Digital



Starter Kit on
ComforDelGro



DID YOU KNOW?

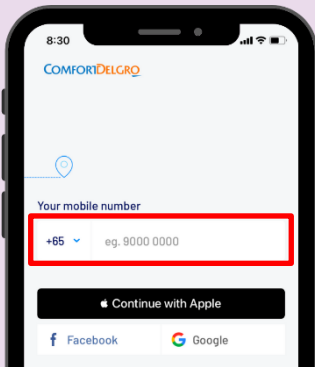
ComforDelGro taxi booking app has multiple cashless payment methods for you to choose from – CabCharge, Credit Card, NETS and Paylah.

STEP 1 Install the ComforDelGro App on your mobile phone

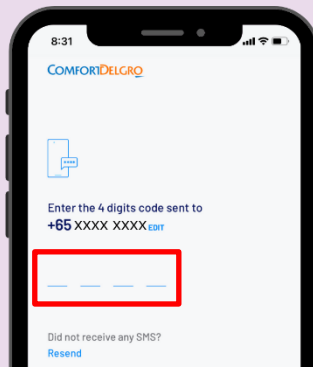
Go to the **Apple App Store**  or **Google Play Store**  to download the **ComforDelGro App** and launch the application.

1. For iOS users, tap on 'Get' to download the app.
2. For Android users, tap on 'Install' to download the app.

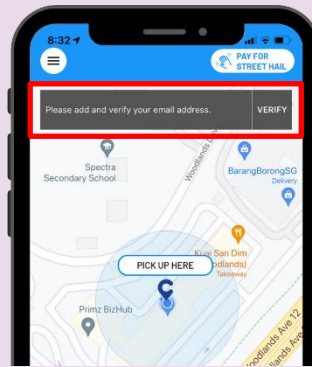
STEP 2 Sign Up and register for ComforDelGro



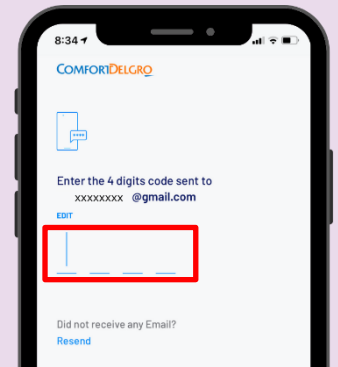
3. Key in your mobile number.



4. Enter the **OTP** that was sent to your phone.

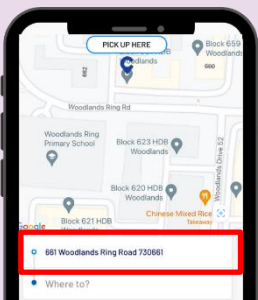


5. Tap on **verify** to add and verify your email.

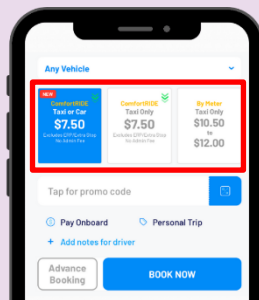


6. Enter **OTP** that was sent to your email for verification.

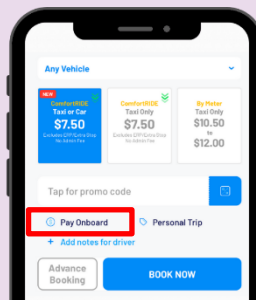
STEP 3 Book a ride through the app



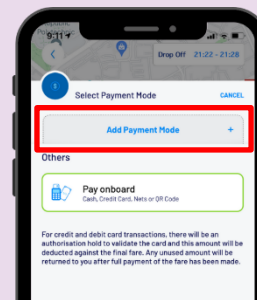
7. Key in your preferred destination here.



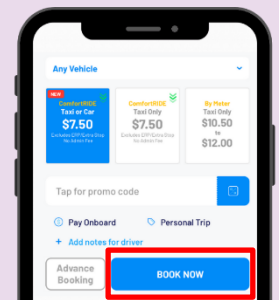
8. You can select metered or fixed fee ride to reach your destination.



9. Tap on '**Pay Onboard**' to pay onboard or link your card for cashless payment.



10. Tap on '**+ Add Payment Mode**' to link your cards.



11. Tap on '**Book Now**' to make your booking.



Cyber security tips

- **Never** disclose your OTP, password or other personal details with anyone or unknown websites.
- **Do not** give any personal details to unknown websites or apps claiming to be ComforDelGro.
- Allow access to location services features **selectively**. Share location only with those you trust.