

HOW TO SPOT A SCAM?

Signs of Scams

01. Immediate Payment

- ▶ Caller threatens to take action if money is not transferred immediately.

02. Request for Personal Information

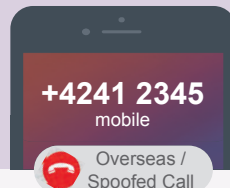
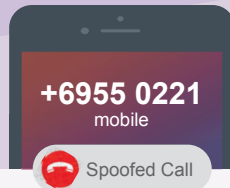
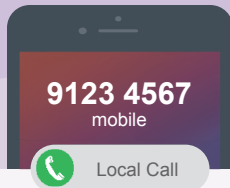
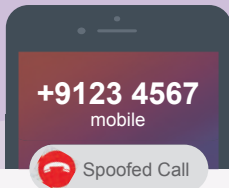
- ▶ Caller identifies himself as a government official or from a legitimate business and asks for your personal information such as bank details and NRIC number for the purpose of investigation in order to absolve yourself from any criminal offence.

03. Don't Tell Others

- ▶ You are warned to keep the call a secret.


04. "+" Sign Prefix

- ▶ Seeing what seems like a local number with a "+" prefix is likely to be a spoofed call. Only incoming international calls have the "+" sign prefix displayed whilst local calls will not have a "+" prefix.



Common Scams

E-Commerce Scam



Scammers typically tout low prices for their merchandise and request you to make payment in advance.

Social Media Impersonation Scam



Scammers often use compromised / spoofed social media accounts posing as your family members or friends to obtain your personal information.

Loan Scam



Scammers pretend to be a staff from a licensed moneylender and typically send a SMS text or WhatsApp message offering loan services.

What should you do:

01. If unsure, call the NCPC Anti-Scam hotline at **1800-722-6688** (9am – 5pm, Mon – Fri) or email hotline@ncpc.org.sg.
02. Never give personal information and One-Time Passwords (OTPs) over the phone. Always **verify with the organization's main hotline** and not through the contact details given in the suspected call.
03. For unexpected calls showing a "+" prefix, it is an incoming international call. **Exercise greater caution** when answering them.

Produced in collaboration with Singapore Police Force and Cyber Security Agency of Singapore