



Infocomm Media Development Authority (IMDA)

Digital Resilience Bonus

User Guide for

Digital Resilience Bonus Portal (For Enterprises)

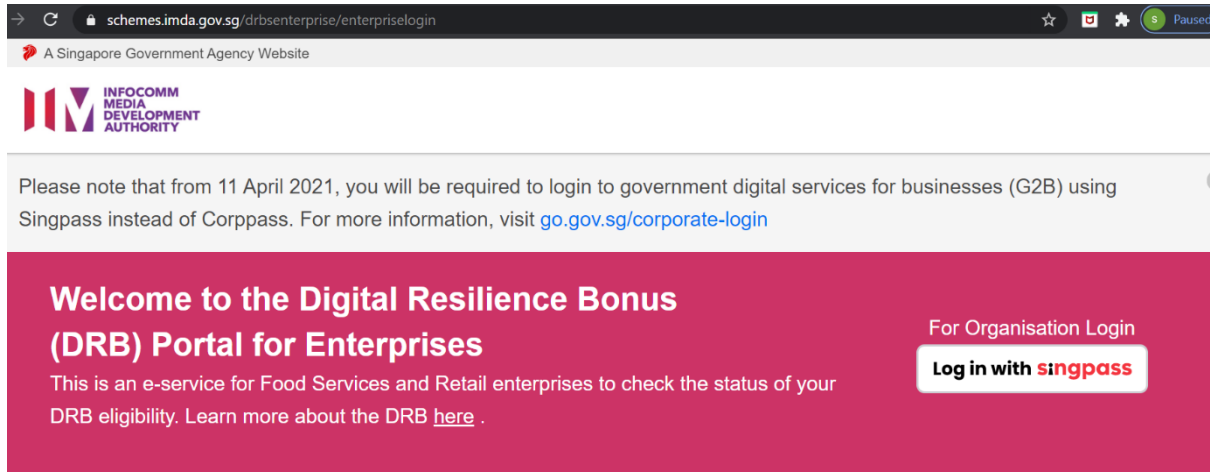
Version 1.30

Table of Contents

1. Introduction.....	3
2. General Guidelines	3
3. Registration (For First Time User).....	4
4. Dashboard for Enterprise	6
5. Manage Your Profile	7
6. UENs not eligible for DRB.....	9

1. Introduction

- 1.1. This User Guide provides a set of explanations and “how-to-use” instructions for accessing and using the DRB Portal for Enterprises (the “Service”). Authorized users of DRB Partners can access the Service at <https://go.gov.sg/drb-enterprise>



The screenshot shows a web browser window with the URL schemes.imda.gov.sg/drbenterprise/enterprise/login. The page header includes the Infocomm Media Development Authority logo and a notice: "Please note that from 11 April 2021, you will be required to login to government digital services for businesses (G2B) using Singpass instead of Corppass. For more information, visit go.gov.sg/corporate-login". The main content area features a pink banner with the text: "Welcome to the Digital Resilience Bonus (DRB) Portal for Enterprises". Below this, it states: "This is an e-service for Food Services and Retail enterprises to check the status of your DRB eligibility. Learn more about the DRB [here](#)." On the right side of the banner, there is a button that says "Log in with singpass" and a link for "For Organisation Login".

Important Notes:

2. General Guidelines

2.1 Browser and Screen Resolution

- For the best experience, access the Service from a desktop computer using a modern web browser (e.g. Google Chrome, Microsoft Edge (Chromium), Firefox etc).

2.2 Compulsory Form Field

- All fields that has no “optional” tag to its label are mandatory. These fields must be filled-in before you can submit the form.

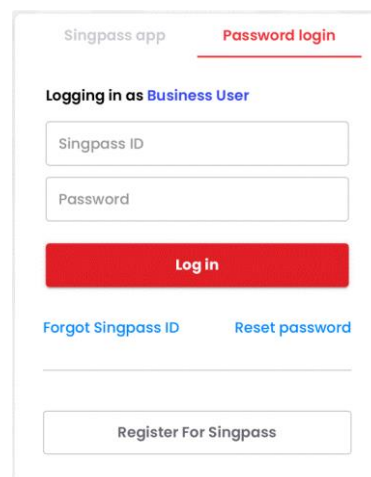
3. Registration (For First Time User)

3.1 First time users (from Enterprises) are required to register their details before they can access the Service. At the homepage of the Service, click on the “[register here](#)” link to proceed with the registration process.

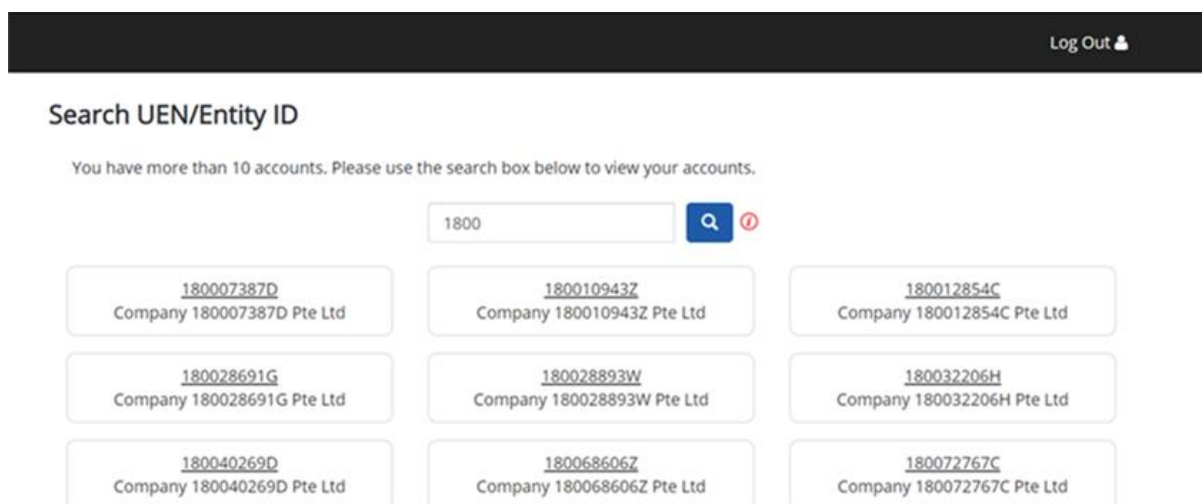
3.2 All users are required to have a valid Singpass login account to proceed with the registration process.

3.3 Singpass Login

- You can select Login via **QR Code** (top-right corner of the login box) or
- Fill in your **Singpass ID** and **Password**, and click **[Login]** button
- Proceed with the Singpass 2FA Authentication process (if required)
 - Click on [Get OTP via SMS] button to receive your 6-digit One-Time Password (OTP) via SMS
 - Fill in the received OTP on the [Mobile OTP] field.



3.4 If you have multiple Corppass accounts, the UEN/Entity ID selection page that lists all your Corppass accounts will be displayed. You will need to select the UEN that you wish to access.



3.5 Acceptance Page (for First-time User)

- Upon successful Singpass authentication, an acceptance page for first-time user will be shown.
- Read the **Important Notes** and **click** on the acceptance checkbox before you can proceed with the registration.

DRB Portal (for Enterprise)

Important Note:

1. Thank you for using the DRB Portal (For Enterprise) e-service (the "Service").
2. Your access and use of this Service constitutes your acceptance and agreement to be bound by the [Terms of Use](#) published on this web site. If you do not consent to be bound by these Terms of Use, please discontinue your access and do not use this Service.
3. This Service is only accessible by authorized representatives from enterprises whose UEN fall under the [qualified primary SSIC codes](#) in the Food Services or Retail sectors as at 26 May 2020. If you are not authorized by your company to use this Service, please log out now.

I have read and accepted the above clauses.

✓ Submit

3.6 Registration Page (for New User)

- Fill in the details for yourself as the **First Authorized Representative (AR)**.
- You will need to fill in the details of the **Second Authorized Representative** in the same form as well.
- Click [**Register**] button to complete the registration.

4. Dashboard for Enterprise

4.1 Existing users can click on the **[Login with Singpass]** button to access the Service. (The steps for **Singpass Login** is in para 3.3.)

4.2 After successful login, you will see the dashboard of the DRB Submissions of your company.

A Singapore Government Agency Website

INFOCOMM MEDIA DEVELOPMENT AUTHORITY HOME HI, RAJENDRAN SURESH

DRB Portal (for Enterprise)

My DRB Summary

This section provides a summary view of your company's qualification and payout amount for the [three solution categories](#) in DRB. The summary status and payout amount will be shown only if your company has qualified in any of the solution category.

Category	Status	Payment Amount	Date
Cat-1	2 of 3 Solutions Qualified	-	-
Cat-2	1 of 3 Solutions Qualified	-	-
Cat-3	Under Processing	\$5,000.00	24 Aug 2020

Base Criteria	Status
E-Invoicing Registration	No
PayNow Corporate	Yes

My DRB Submissions

This section provides a listing of the DRB submissions submitted by your solution providers. You can view the processing status for each of the DRB submissions here. If the [DRB qualified solution](#) that you are using is not listed below, please contact your solution provider to submit your company details to us.

10 records per page

Category	Solution Name	Vendor Name	Submission Date	Submitted By	Status
Cat-1 Accounting	Kofax TotalAgility	ACTIVANTS PTE LTD	24 Aug 2020	ACTIVANTS PTE LTD	Under Processing
Cat-1 HR / Payroll	Kofax Capture	ACTIVANTS PTE LTD	24 Aug 2020	ACTIVANTS PTE LTD	Under Processing
Cat-1 Digital Ordering	Kofax Kapow	ACTIVANTS PTE LTD	24 Aug 2020	ACTIVANTS PTE LTD	Under Processing
Cat-2 eCommerce	Decision	ACTIVANTS PTE LTD	20 Aug 2020	ACTIVANTS PTE LTD	Submitted
	Decision	ACTIVANTS PTE LTD	20 Aug 2020	ACTIVANTS PTE LTD	Submitted
Cat-3 Data Mining and Analytics	OnBase	ACTIVANTS PTE LTD	24 Aug 2020	ACTIVANTS PTE LTD	Under Processing

Showing 1-6 of 6 results

4.3 My DRB Summary

- The first table shows your enterprise's **qualification status** and **payout amount** for the three solution categories
- The 2nd table shows your enterprise's status for the base criteria, namely **e-Invoicing (Peppol) registration** status and **PayNow Corporate** status. The description of the status:

Status	Description
<i>E-Invoicing Registration (*as of month end of previous processing cycle)</i>	
Yes	Enterprise is registered for e-invoicing
No	Enterprise is not registered for e-invoicing
<i>PayNow Corporate (*as of month end of previous processing cycle)</i>	

Status	Description
Yes	Enterprise has a verified PayNow Corporate account
No	Enterprise does not have a verified PayNow Corporate account
-	Enterprise PayNow Corporate status is pending verification

4.4 My DRB Submission

- This section shows you the list of DRB solutions that were submitted by your solution provider(s) and the processing status for each of the submission. The description of the status:

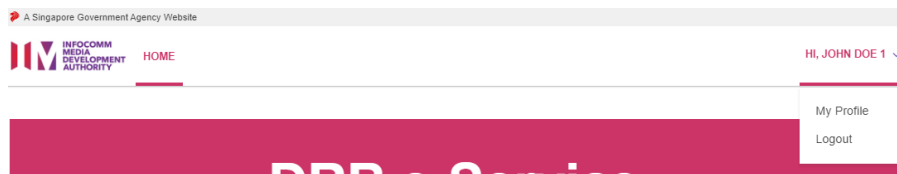
Status	Description
Submitted	DRB submission has been received and is pending for processing to begin
Under Processing	DRB submission is currently under processing
Qualified	DRB submission meets DRB eligibility criteria ¹
Not Qualified	DRB submission does not meet DRB eligibility criteria

- If you are unable to find the listing of solutions that you are using in this section, please contact your solution provider to submit your company details to IMDA.

5. Manage Your Profile

5.1 You can manage your personal profile and details of the 2nd Authorized Representative at **My Profile** section.


5.2 Click on **My Profile** link from the drop-down menu under your name (at the top-right corner of the page) to access the page.



5.3 Authorized Representatives

¹ DRB eligibility criteria includes qualified solution, same sector for the SSIC of the UEN and solution category (e.g. UEN for Food Services SSIC (56) that is submitted for Cat-2 Online Food Delivery), availability of at least 1 active transaction(s) for the qualifying period for the DRB Submission)

- You are able to update the details for both yourself (one of the Authorised Representative) and the other Authorised Representative.
- You can only **deactivate** the other Authorised Representative but not yourself.
- Click on **[Update]** button to save the changes.

 Authorized Representatives

First Authorized Representative (AR)

Name	NRIC / FIN / Foreign ID No
<input type="text" value="John Doe 1"/>	<input type="text" value="S9891810H"/>
Contact Number	Email Address
<input type="text" value="65315948411"/>	<input type="text" value="johndoe1@activants.com"/>

Second Authorized Representative (AR)

Name	NRIC / FIN / Foreign ID No
<input type="text" value="John Doe 2"/>	<input type="text" value="S9891811H"/>
Contact Number	Email Address
<input type="text" value="6531594842"/>	<input type="text" value="johndoe2@activants.com"/>

[Cancel](#)

6. UENs not eligible for DRB

- 6.1 If your company (UEN) is not eligible for DRB, you will not be able to view [My DRB Summary] or the [My DRB Submissions] sections upon logging in. You may be shown with one of the **Disqualified UEN** error messages.
- 6.2 You may contact us at Enterprise Infoline (phone: +65 6898 1800) or email to DRBonus@enterprisesg.gov.sg for clarifications.

My DRB Summary



Disqualified UEN

You are not eligible for the DRB. Your business is deemed to be inactive based on your company status as per registered in ACRA

My DRB Summary



Disqualified UEN

You are not eligible for the DRB. Your business was registered after the 26th May 2020 cut-off date.